
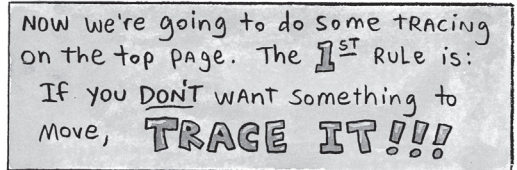






# George And Harold's College O'ART

MAKE YOUR OWN FLIP-O-RAMA!!!






CONTINUED...

 SCHOLASTIC




SCHOLASTIC.COM/CAPTAINUNDERPANTS  
PILKEY.COM





HAROLD HAS just shown The 2<sup>ND</sup> Rule of FLIP-O-RAMA: If you WANT something to move, you must **RE-DRAW** it in A NEW position.

★ Look AT HAROLD'S TWO DRAWINGS Below... Notice the differences.



You might need some Adjustments To make it work better.



SCHOLASTIC.COM/CAPTAINUNDERPANTS  
PILKEY.COM